






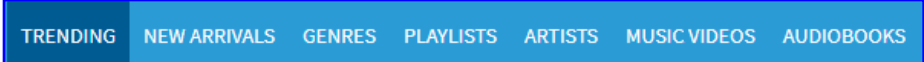


Want to listen to free **music** online? Try **freegal** available now on the LCC Library website


Get Started:

1. Access **freegal** from the Logan City Council Libraries website loganlibraries.org
2. Click on Discover> eResources> Music> **freegal**
3. Enter your Library Card number and PIN when prompted.
4. Click  in the top right hand corner
5. Your login information is your library card **barcode** and **PIN**


Searching and browsing

1. You can run a simple search by typing in the search box 
2. Or browse through the  Playlists, Songs, Albums, Videos and Artists on the  page
3. Or  

Streaming

1. The streaming limit is **5 hours per day**. The time remaining is displayed at the top of your screen.
2. To stream a song click on the highlighted title and 2 options appear 
3. Click Stream and the play window will pop up.

Downloading:

1. The *download option* is an  arrow located to the right of the song



2. At the prompt select 'Save As' and choose where you want to download the song. You can Redownload the song up to two additional times from the menu button (3 stacked dots) next to your song .

3. Playing your track


a. Once the file has been downloaded, navigate to where you saved it on your device. Double clicking will play the file in the selected media player (Windows Media Player or iTunes) or right click and select **Open With** to choose a player.

Creating Playlists:

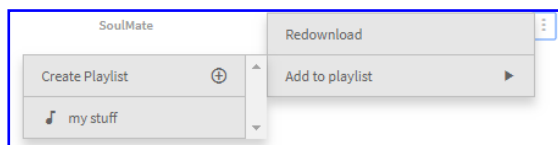
1. Click on  in the left hand side menu.

2. Then select Playlists from the top menu



3. Click on the  and then enter the name and description of your playlist. Then **Create New Playlist**

4. To add music to your playlist choose from the menu (3 stacked dots) then select the playlist.





Using the Mobile App:

1. Download **freegal** from the App store or Google Play.

2. Enter your city then click **Continue**. Enter your Card Number and PIN then Log In.

3. Menu options (**Home, Browse, Search and My Music**) appear at the bottom of the screen.

4. **Stream** tracks tapping the "Play"  button or  the 3 stacked dots will have the **Download** option as well.

5. Logout from the **Settings** menu (3 stacked dots) in the top right hand corner .